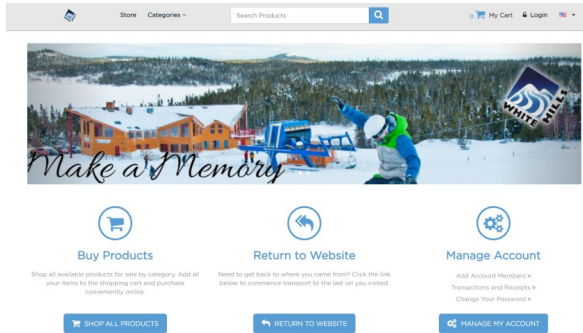


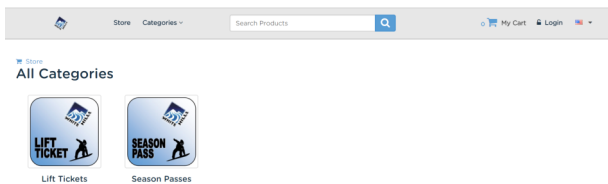


STEP BY STEP GUIDE TO PURCHASING YOUR SEASON PASS

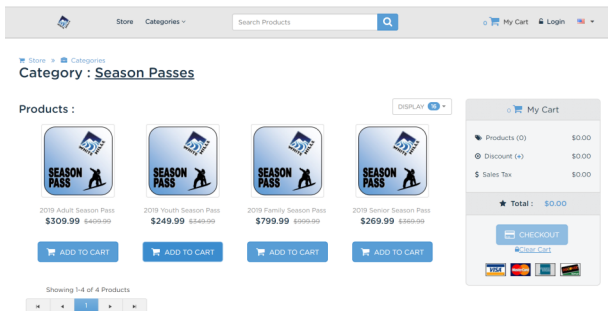


Go to www.whitehillsresort.com and click on the link to our online store

Click on SHOP ALL PROJECTS

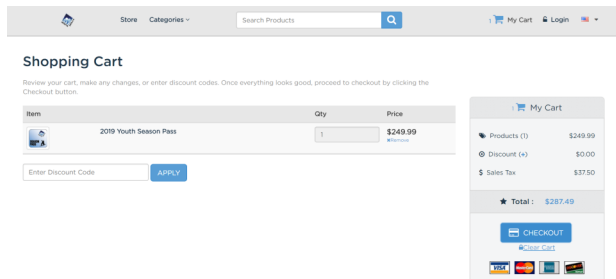


Click on SEASON PASSES



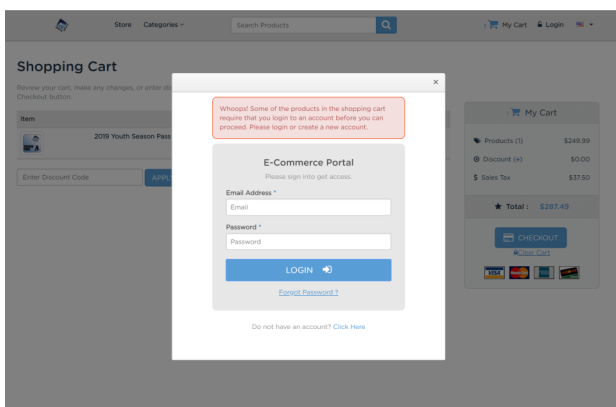
Select the Season Pass(es) you would like to purchase

Click on CHECKOUT



Review your Shopping Cart if everything is correct, enter discount code if you have one

Click on CHECKOUT again



You will see a pop-up asking you to login to your account, if you do not have an account Click on DO NOT HAVE ACCOUNT?

Create your account, including login credentials

Click CREATE ACCOUNT

You will be taken back to your Shopping Cart

Click CHECKOUT

Select the member of the account that the pass(es) is for.

If you would like to use the monthly payment option, check the box

Review the information in the pop-up, if you agree with the terms & conditions click I AGREE.

On the main screen click CONTINUE TO CHECKOUT

Finally enter your credit card information and click SUBMIT

Your first payment will be charged to your credit card once you click SUBMIT.

The Remaining payments will be charged to the credit card on the 1st of each month until the season pass(es) are completely paid.